

# GALTECH®



2021



# GALTECH®

## 2021 Collection

- \* Since 1994, Galtech International has been a premium source for shade products.
- \* Our passion for producing high quality wood and aluminum umbrellas is reflected in our 2020 collection.
- \* Our 2021 collection features aluminum, commercial cantilever, wood and teak umbrellas.
- \* Exclusively designed with the latest state of the art materials, mechanisms and fabrics.
- \* Our designer oriented umbrellas will complement and enhance any outdoor setting.
- \* Our Quick Ship Program is second to none offering the best lead times in the casual industry.
- \* Our attention to detail and level of customer service is the standard that our dealers rely on.
- \* We thank you for your continued support of our products and programs.



Note: Only those items listed as "Galtech Contract" will be warranted in commercial settings. Commercial settings include restaurants, hotels, country clubs, community pools and any other non residential establishment. Galtech requires a signed commercial warranty waiver on all non "Galtech Contract" items that are shipped to commercial establishments as designated above. Any shipment that is made to a "commercial establishment" will be treated as a commercial sale. Damage caused by the wind under any circumstances are not considered to be a warranty replacement.

GALTECH, MADE IN THE SHADE AND AUTO-TILT are registered trademarks of Galtech International. All other brand and product names are trademarks of their respective owners.

© 2021 Galtech International. US Patent, All Rights Reserved.



**Aluminum**

727 - 75' Deluxe Autotilt	4
737- 9' Deluxe Autotilt	6
738 - 9' Deluxe Autotilt	8
779 - 8x11' Deluxe Autotilt	10
789 - 11' Deluxe Autotilt	12

**Page**

799 - 10x10' Deluxe Autotilt	14
636 - 9' Manual Tilt	16
736 - 9' Autotilt	18
936 - 9' Autotilt - LED Lights	20
986 - 11' Autotilt - LED Lights	22

**Page**



**Commercial**

762 - 6x6' Deluxe Single Pole	26
722 - 75' Deluxe Single Pole	28
732 - 9' Deluxe Single Pole	30
781- 11' Deluxe 4 Pulley	32
782 - 8x8' Deluxe 4 Pulley	34

792 - 10x10' Deluxe 4 Pulley	36
715 - 6' Fiberglass Ribs	38
725 - 75' Fiberglass Ribs	40
735 - 9' Fiberglass Ribs	42
772 - 3.5 x 7' Half Wall	44



**Cantilever**

887 - 11' Easy Tilt, Lift	48
899 - 13' Easy Tilt, Lift	50
897 - 10x10' Easy Tilt, Lift	52



**Wood**

121/221 - 75' Manual Lift	56
131 - 9' Manual Lift	58
132/232 - 9' Two Pulley Lift	60
136 - 9' Single Pole	62
183 - 11' Four Pulley Lift	64



**Teak**

532 - 9' Four Pulley Lift	68
537 - 9' Crank / Rotational Tilt	70
587 - 11' Crank Lift	72



**Bases**

Steel Plate	74
Euro Cast Iron	75



**Fabrics**

2020 Quick Ship Fabrics	76
2020 Quick Ship Program	78
Design Studio	79












727  
75' Deluxe Auto Tilt  
Page 4




737  
9' Deluxe Auto Tilt  
Page 6



738  
9' Deluxe Auto Tilt  
Page 8




779  
8x11' Deluxe Auto Tilt  
Page 10




789  
11' Deluxe Auto Tilt  
Page 12



799  
10x10' Deluxe Auto Tilt  
Page 14



636  
9' Manual Tilt  
Page 16



736  
9' Auto Tilt  
Page 18



936  
9' Auto Tilt  
LED Lights  
Page 20



986  
11' Auto Tilt  
LED Lights  
Page 22



Aluminum

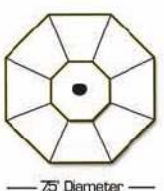
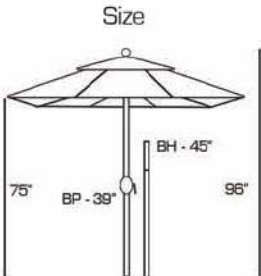




# 727

*Umbrella®*  
**AUTOTILT DELUXE**

75'



Finishes

- Antique Bronze ( AB )
- Antique Pewter ( AP )
- Black ( BK )
- Latte ( LT )
- Rib Champagne ( RC )
- Silver ( SR )
- White ( W )

Notes:

- \* 2 year warranty, excluding wind damage
- \* Rotate crank handle clockwise to engage tilt
- \* Steel cable lift provides superior strength
- \* Solid resin hubs for increased durability
- \* Sturdy threaded coupling
- \* Solid metal crank housing

Parts List:

- Frame Only: 727XX00
- Canopy: 75-XX
- Ribs: P-RIB727XX
- Bottom Pole: BP727XX
- Bar Height Pole: BH727XX
- Hub: P-HUB727XX
- Hub Wire: P-HUBWIRE
- Finial: P-FINIAL727XX

Size	Lift	Tilt	Coupling	Pole Diam.	Application	Ship Via	Weight	Carton	Bottom Pole	Bar Height	Coverage
75'	Crank-Cable	Deluxe Auto	Threaded	1 1/2"	Residential	UPS	16 LBS	57x7x7"	39"	45"	46" Table



727  
75" Deluxe Auto Tilt



Solid Resin Hubs



Cast Metal Housing



Threaded Coupling

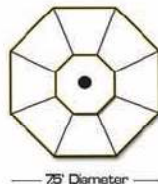
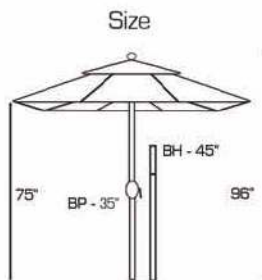




# 737

**AUTO TILT** Umbrella® DELUXE

9'



Finishes

- Antique Bronze ( AB )
- Antique Pewter ( AP )
- Black ( BK )
- Latte ( LT )
- Rib Champagne ( RC )
- Silver ( SR )
- White ( W )

Notes:

- \* 2 year warranty, excluding wind damage
- \* Rotate crank handle clockwise to engage tilt
- \* Steel cable lift provides superior strength
- \* Solid resin hubs for increased durability
- \* Sturdy threaded coupling
- \* Solid metal crank housing

Parts List:

- Frame Only: 737XX00
- Canopy: 90-XX
- Ribs: P-RIB737XX
- Bottom Pole: BP737XX
- Bar Height Pole: BH737XX
- Hub: P-HUB737XX
- Hub Wire: P-HUBWIRE
- Finial: P-FINIAL737XX

Size	Lift	Tilt	Coupling	Pole Diam.	Application	Ship Via	Weight	Carton	Bottom Pole	Bar Height	Coverage
9'	Crank-Cable	Deluxe Auto	Threaded	1.5"	Residential	UPS	18 LBS	63x7x7"	35"	45"	54" Table

# 737

9' Deluxe Auto Tilt



Solid Resin Hubs



Cast Metal Housing



Threaded Coupling

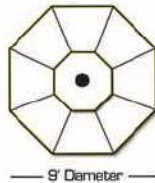
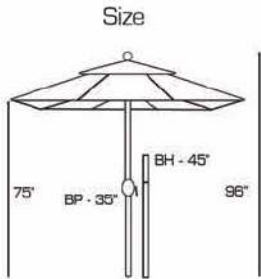





# 738

**AUTO***Umbrella*<sup>®</sup>**TILT** DELUXE

9'



Finishes



Notes:

- \* 2 year warranty, excluding wind damage
- \* Rotate crank handle clockwise to engage tilt
- \* Hand painted bamboo finish
- \* Bamboo knots are punched into aluminum
- \* Driftwood grain finish is heat transferred and sealed
- \* Steel cable lift provides superior strength
- \* Solid resin hubs for increased durability

Parts List:

- Frame Only: 738XX00
- Canopy: 90-XX
- Ribs: P-RIB738XX
- Bottom Pole: BP738XX
- Bar Height Pole: BH738XX
- Hub: P-HUB738XX
- Hub Wire: P-HUBWIRE
- Finial: P-FINAL738XX

Size	Lift	Tilt	Coupling	Pole Diam.	Application	Ship Via	Weight	Carton	Bottom Pole	Bar Height	Coverage
9'	Crank-Cable	Deluxe Auto	Threaded	1.5"	Residential	UPS	18 LBS	62x7x7"	35"	45"	54" Table



Solid Resin Hubs



Cast Metal Housing



Threaded Coupling

9' Deluxe Auto Tilt

738

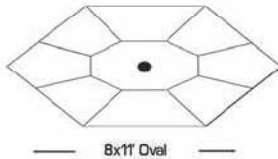
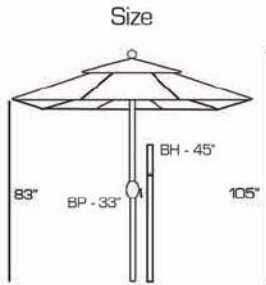




# 779

**AUTOTILT** Umbrella® DELUXE

8x11'



**Notes:**

- \* 2 year warranty, excluding wind damage
- \* Rotate crank handle clockwise to engage tilt
- \* 3 different rib lengths required for oval shape ( side, corner, end )
- \* Steel cable lift provides superior strength
- \* Solid resin hubs for increased durability
- \* Solid metal crank housing increases durability
- \* Stripes are not advised on oval umbrella, corners will not align

**Finishes**

Antique Bronze ( AB )

Black ( BK )

**Parts List:**

- Frame Only: 779XX00
- Canopy: 80-XX
- Ribs: P-RIB779XX ( Multiple Rib Sizes, Specify end, corner, side )
- Bottom Pole: BP779XX
- Bar Height Pole: BH779XX
- Hub: P-HUB779XX
- Hub Wire: P-HUBWIRE
- Finial: P-FINIAL779XX

Size	Lift	Tilt	Coupling	Pole Diam.	Application	Ship Via	Weight	Carton	Bottom Pole	Bar Height	Coverage
8x11'	Crank-Cable	Deluxe Auto	Threaded	1 1/2"	Residential	UPS	23 LBS	76x8x8"	33"	45"	72" Table

779  
8x11' Deluxe Auto Tit



Solid Resin Hubs



Cast Metal Housing



Threaded Coupling

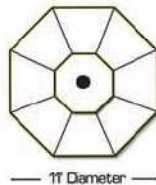




# 789

*Umbrella*<sup>®</sup>  
**AUTO TILT DELUXE**

11'



Finishes

Antique Bronze ( AB )

Black ( BK )

Notes:

- \* 2 year warranty, excluding wind damage
- \* Rotate crank handle clockwise to engage tilt
- \* Steel cable lift provides superior strength
- \* Solid resin hubs for increased durability
- \* Solid metal housing increases durability

Parts List:

- Frame Only: 789XX00
- Canopy: 11-XX
- Ribs: P-RIB789XX
- Bottom Pole: BP789XX
- Bar Height Pole: BH789XX
- Hub: P-HUB789XX
- Hub Wire: P-HUBWIRE
- Finial: P-FINAL789XX

Size	Lift	Tilt	Coupling	Pole Diam.	Application	Ship Via	Weight	Carton	Bottom Pole	Bar Height	Coverage
11'	Crank-Cable	Deluxe Auto	Threaded	1.5"	Residential	UPS	22 LBS	71x7x7"	39"	45"	72" Table

789  
11 Deluxe Auto Tilt



Solid Resin Hubs



Cast Metal Housing



Threaded Coupling

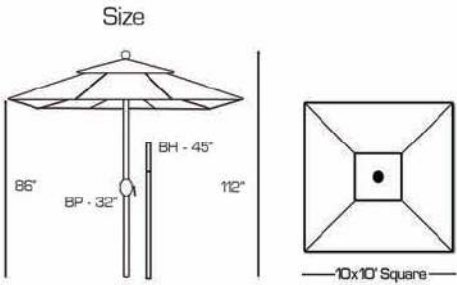
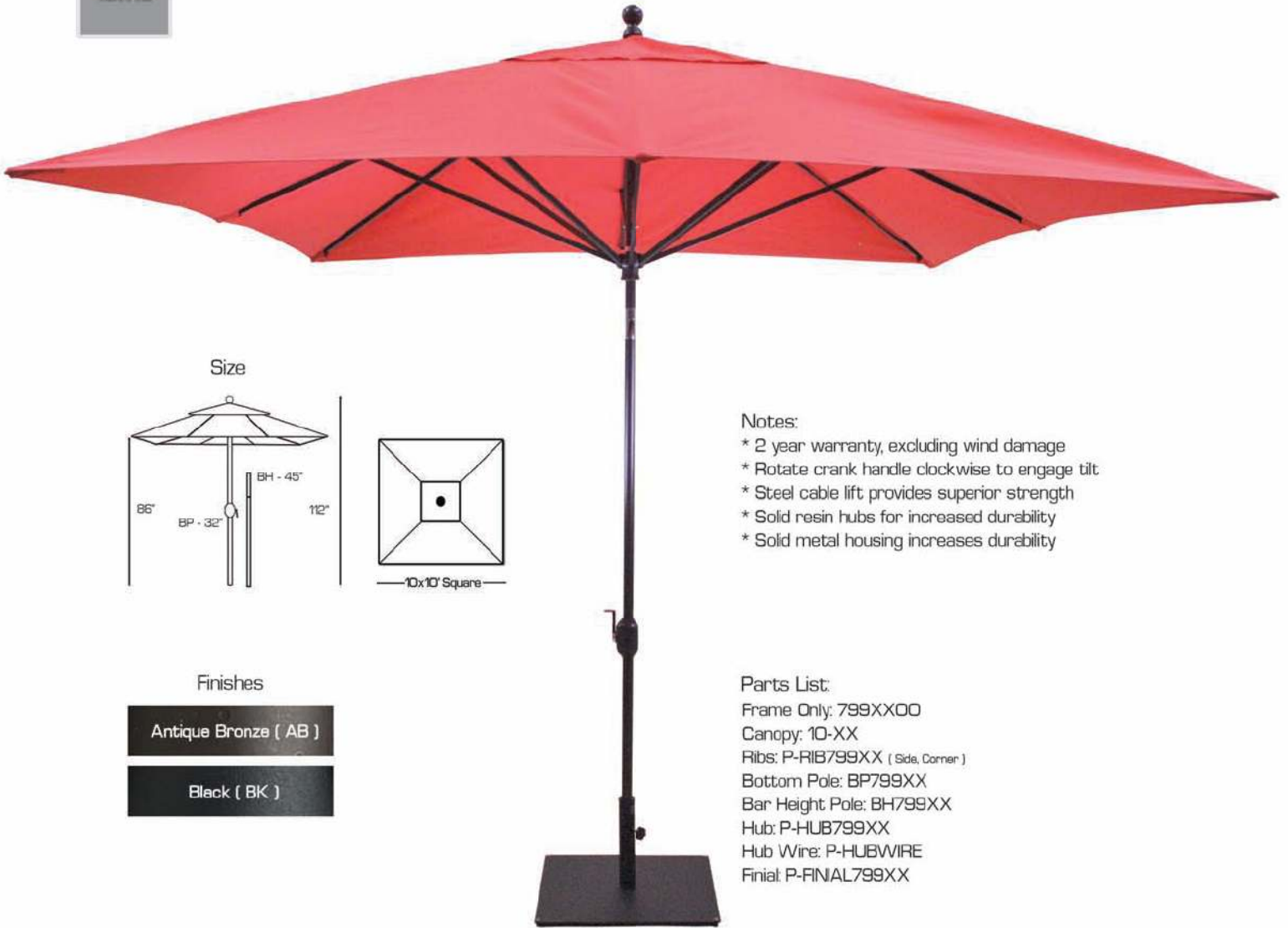




# 799

*Umbrella*<sup>®</sup>  
**AUTOTILT** DELUXE

10x10'



- Finishes
- Antique Bronze ( AB )
  - Black ( BK )

- Notes:
- \* 2 year warranty, excluding wind damage
  - \* Rotate crank handle clockwise to engage tilt
  - \* Steel cable lift provides superior strength
  - \* Solid resin hubs for increased durability
  - \* Solid metal housing increases durability

- Parts List:
- Frame Only: 799XX00
  - Canopy: 10-XX
  - Ribs: P-RIB799XX ( Side, Corner )
  - Bottom Pole: BP799XX
  - Bar Height Pole: BH799XX
  - Hub: P-HUB799XX
  - Hub Wire: P-HUBWIRE
  - Finial: P-FINAL799XX

Size	Lift	Tilt	Coupling	Pole Diam.	Application	Ship Via	Weight	Carton	Bottom Pole	Bar Height	Coverage
10x10'	Crank-Cable	Deluxe Auto	Threaded	1.5"	Residential	UPS	22 LBS	82x8x8"	32"	45"	96" Table



Solid Resin Hubs



Cast Metal Housing



Threaded Coupling

10x10' Deluxe Auto Tilt

799

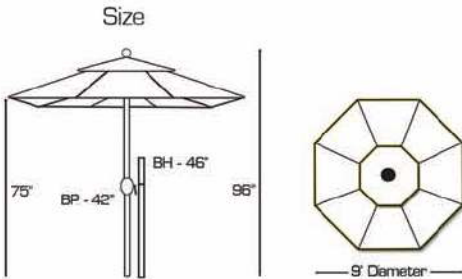




# 636

## MANUAL TILT Umbrella

9'



### Finishes

Bronze ( MB )

### Notes:

- \* 1 year warranty, excluding wind damage
- \* Tilts both left and right directions
- \* Slide tilt button down to engage tilt
- \* Fiberglass ribs bend and flex in wind
- \* Solid resin hubs for increased durability
- \* Nylon cord lift

### Parts List:

- Frame Only: 636MBOO
- Canopy: 90-XX
- Ribs: P-RIB636MB
- Bottom Pole: BP636MB
- Bar Height Pole: BH636MB
- Hub: P-HUB636MB
- Hub Wire: P-HUBWIRE
- Finial: P-FINAL636MB

Size	Lift	Tilt	Coupling	Pole Diam.	Application	Ship Via	Weight	Carton	Bottom Pole	Bar Height	Coverage
9'	Crank-Cord	Manual	Push Button	1.375"	Residential	UPS	16 LBS	58x7x7"	42"	46"	54" Table



Solid Resin Hubs



ABS Plastic Housing



Push Button Coupling

# 636

9" Manual Tilt

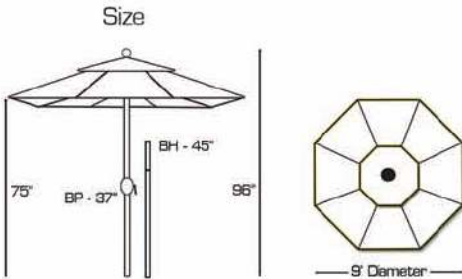




# 736

## Umbrella® AUTOTILT

9'



- Notes:
- \* 2 year warranty, excluding wind damage
  - \* Crank clockwise to engage tilt
  - \* Fiberglass ribs bend and flex in wind
  - \* Steel cable lift provides superior strength
  - \* Solid resin hubs for increased durability

### Finishes

- Black ( BK )
- Charcoal ( CH )
- Bronze ( MB )
- White ( W )

### Parts List

- Frame Only: 736XX00
- Canopy: 90-XX
- Ribs: P-RIB736XX
- Bottom Pole: BP736XX
- Bar Height Pole: BH736XX
- Hub: P-HUB736XX
- Hub Wire: P-HUBWIRE
- Finial P-FINAL736XX

Size	Lift	Tilt	Coupling	Pole Diam.	Application	Ship Via	Weight	Carton	Bottom Pole	Bar Height	Coverage
9'	Crank-Cable	Auto	Push Button	15" Bottom 1.375" Upper	Residential	UPS	16 LBS	62x7x7"	37"	45"	54" Table



Solid Resin Hubs



ABS Plastic Housing



Fiberglass Ribs

736  
9' Auto Tilt

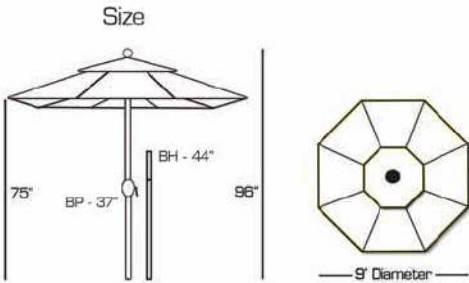




# 936

**LED**  
Umbrella®  
**AUTO TILT**

9'



Finishes

Antique Bronze ( AB )

Black ( BK )



New USB Cable allows lights to be powered with USB Charger

Notes:

- \* 2 year warranty, excluding wind damage
- \* Low voltage, 80 lamps total ( 10 per rib )
- \* Amber colored LED blend into landscape
- \* Lamps are rated for 15,000 hours of use
- \* 3 light options, "On", "Rotate", "Flash"
- \* Steel cable lift provides superior strength
- \* Solid resin hubs for increased durability
- \* Low Voltage transformer and USB cable provided

Parts List:

- Frame Only: 936XX00
- Canopy: 90-XX
- Ribs: P-RIB936XX
- Bottom Pole: BPS36XX
- Bar Height Pole: BH936XX
- Hub: P-HUB936XX
- Hub Wire: P-HUBWIRE
- Finial: P-FINIAL936XX
- Transformer: TFORMER


Size	Lift	Tilt	Coupling	Pole Diam.	Application	Ship Via	Weight	Carton	Bottom Pole	Bar Height	Coverage
9'	Crank-Cable	Auto	Push Button	1.375"	Residential	UPS	17 LBS	63x7x7"	37"	44"	54" Table



Solid Resin Hubs



LED Light Controller



LED Lights ( Amber )

9' Auto Tilt LED  
936

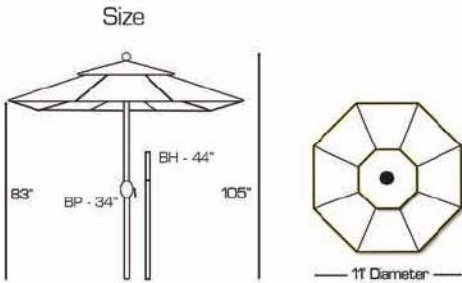




# 986

**LED**  
Umbrella®  
**AUTO TILT**

11'



Finishes

Antique Bronze ( AB )

Black ( BK )



New USB Cable allows lights to be powered with USB Charger

Notes:

- \* 2 year warranty, excluding wind damage
- \* Low voltage, 80 lamps total ( 10 per rib )
- \* Amber colored LED blend into landscape
- \* Lamps are rated for 15,000 hours of use
- \* 3 light options, "On", "Rotate", "Flash"
- \* Steel cable lift provides superior strength
- \* Solid resin hubs for increased durability
- \* Low Voltage transformer and USB cable provided

Parts List:

- Frame Only: 986XX00
- Canopy: 11-XX
- Ribs: P-RIB986XX
- Bottom Pole: BP986XX
- Bar Height Pole: BH986XX
- Hub: P-HUB986XX
- Hub Wire: P-HUBWIRE
- Finial: P-FINIAL986XX
- Transformer: TFORMER


Size	Lift	Tilt	Coupling	Pole Diam.	Application	Ship Via	Weight	Carton	Bottom Pole	Bar Height	Coverage
11'	Crank-Cable	Auto	Push Button	1.5"	Residential	UPS	22 LBS	77x8x8"	34"	44"	72" Table



Solid Resin Hubs



LED Light Controller



LED Lights ( Amber )

986  
11' Auto Tilt LED









762  
6x6' Single Pole  
Page 26



722  
7.5' Single Pole  
page 28



732  
9' Single Pole  
Page 30



781  
11' 4 Pulley  
Page 32



782  
8x8' 4 Pulley  
Page 34



792  
10x10' 4 Pulley  
Page 36



715  
6' Fiberglass Rib  
Page 38



725  
7.5' Fiberglass Rib  
Page 40



735  
9' Fiberglass Rib  
Page 42



772  
3.5x7' Half Wall  
Page 44

Commercial

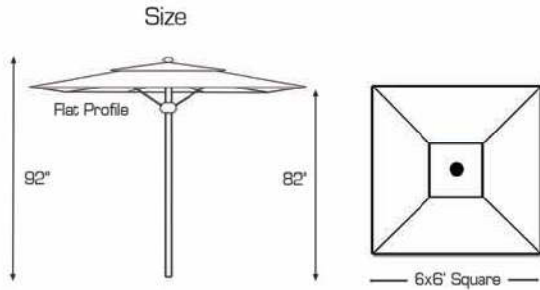




# 762



6x6'




### New Metal Finial Design



- Notes:
- \* 2 year warranty, excluding wind damage
  - \* Double Walled Center Pole **(NEW)**
  - \* Double walled aluminum ribs
  - \* Stainless steel hardware
  - \* Quick release rib brackets - easy replace if needed
  - \* Single pole construction, ideal for commercial use
  - \* Solid heavy duty resin hubs for increased durability

### Finishes



- Parts List:
- Frame Only: 762XX00
  - Canopy: 66-XX
  - Ribs: P-RIB762XX
  - Hub: P-HUB762XX
  - Rib Bracket: P-SRBRACKET
  - Finial: P-FINIAL762XX
  - Pin and Chain: P-PIN762XX

Size	Lift	Tilt	Coupling	Pole Diam.	Application	Ship Via	Weight	Carton	Bottom Pole	Bar Height	Coverage
6x6'	Manual Lift	No Tilt	Single Pole	1.5"	Commercial Residential	* UPS	18 LBS	92x7x7"	N/A	N/A	42" Table



Heavy Duty Resin Hubs



Stainless Hardware



Single Pole

762  
6x6' Deluxe

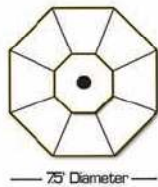




# 722




### New Metal Finial Design



Notes:

- \* 2 year warranty, excluding wind damage
- \* Double walled aluminum ribs
- \* Double walled main pole **(NEW)**
- \* Stainless steel hardware
- \* Quick release rib brackets - easy replace if needed
- \* Single pole construction, ideal for commercial use
- \* Solid heavy duty resin hubs for increased durability

Finishes



Parts List:

- Frame Only: 722XX00
- Canopy: 75-XX
- Ribs: P-RIB722XX
- Hub: P-HUB722XX
- Rib Brackets: P-SRBRACKET
- Finial: P-FINAL722XX
- Pin and Chain: P-PIN722XX

Size	Lift	Tilt	Coupling	Pole Diam.	Application	Ship Via	Weight	Carton	Bottom Pole	Bar Height	Coverage
75'	Manual Lift	No Tilt	Single Pole	1.5"	Commercial Residential	UPS	20 LBS	92x8x8"	N/A	N/A	42" Table



Heavy Duty Resin Hubs



Stainless Hardware



Single Pole

722  
75' Deluxe





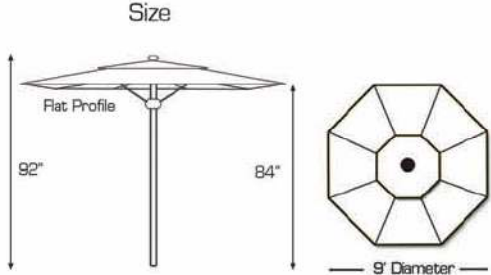
# 732



9'



### New Metal Finial Design



- Notes:**
- \* 2 year warranty, excluding wind damage
  - \* Double walled center pole **( NEW )**
  - \* Double walled aluminum ribs
  - \* Stainless steel hardware
  - \* Quick release rib brackets - easy replace if needed
  - \* Single pole construction, ideal for commercial use
  - \* Solid heavy duty resin hubs for increased durability

### Finishes



- Parts List:**
- Frame Only: 732XX00
  - Canopy: 90-XX
  - Ribs: P-RIB732XX
  - Hub: P-HUB732XX
  - Rib Brackets: P-SRBRACKETS
  - Finial: P-FINIAL732XX
  - Pin and Chain: P-PIN732XX

Size	Lift	Tilt	Coupling	Pole Diam.	Application	Ship Via	Weight	Carton	Bottom Pole	Bar Height	Coverage
9'	Manual Lift	No Tilt	Single Pole	1.5"	Commercial Residential	UPS	22 LBS	92x8x8"	N/A	N/A	54" Table



Heavy Duty Resin Hubs



Stainless Hardware



Single Pole

732  
9' Deluxe





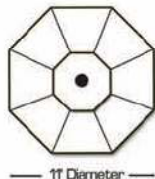
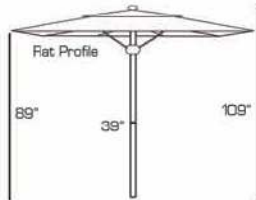
# 781



11'



### Size



### Finishes



### New Metal Finial Design



#### Notes:

- \* 2 year warranty, excluding wind damage
- \* Double walled aluminum ribs
- \* Double walled center pole (NEW)
- \* Stainless steel hardware
- \* Quick release rib brackets - easy replace if needed
- \* Contemporary Flat profile shade
- \* Solid heavy duty resin hubs for increased durability

#### Parts List:

- Frame Only: 781SROO
- Canopy: 11-XX
- Ribs: P-RIB781SR
- Hub: P-HUB781SR
- Bottom Pole: BP781SR
- Rib Brackets: P-SRBRACKETS
- Finial: P-FINIAL781SR
- Pin and Chain: P-PIN781SR

Size	Lift	Tilt	Coupling	Pole Diam.	Application	Ship Via	Weight	Carton	Bottom Pole	Bar Height	Coverage
11'	Four Pulley	No Tilt	Threaded	1.75"	Commercial Residential	UPS	23 LBS	72x7x7"	39"	N/A	72" Table



Heavy Duty Resin Hubs



Stainless Hardware



Threaded Coupling

781  
11 Deluxe





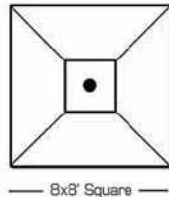
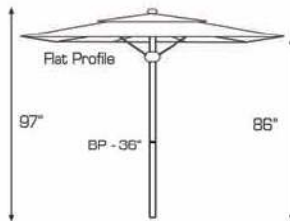
# 782



8X8'



**Size**



**Finishes**



**New Metal Finial Design**



**Notes:**

- \* 2 year warranty, excluding wind damage
- \* 4 pulley lift for easy opening
- \* Double walled center pole **[ NEW ]**
- \* Double walled aluminum ribs
- \* Stainless steel hardware
- \* Quick release rib brackets - easy replace if needed
- \* Solid heavy duty resin hubs for increased durability

**Parts List:**

- Frame Only: 782SROOD
- Canopy: 88-XX
- Ribs: P-RIB782SR
- Bottom Pole: BP782SR
- Hub: P-HUB782SR
- Rib Bracket: P-SRBRACKETS
- Finial: P-FINIAL782SR
- Pin and Chain: P-PIN782SR

Size	Lift	Tilt	Coupling	Pole Diam.	Application	Ship Via	Weight	Carton	Bottom Pole	Bar Height	Coverage
8X8'	Four Pulley	No Tilt	Threaded	1.5"	Commercial Residential	UPS	23 LBS	70x7x7"	36"	N/A	84" Table



Heavy Duty Resin Hubs



Stainless Hardware



Threaded Coupling

782  
8x8' Deluxe

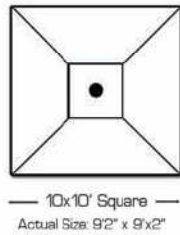




# 792



10X10'



### New Metal Finial Design



**Notes:**

- \* 2 year warranty, excluding wind damage
- \* Double walled aluminum ribs
- \* Stainless steel hardware
- \* Quick release rib brackets - easy replace if needed
- \* 4 pulley lift for easy open
- \* Solid heavy duty resin hubs for increased durability
- \* Actual size when measured side to side is 9' 2"

**Parts List:**

- Frame Only: 792SROO
- Canopy: 10-XX
- Ribs: P-RIB792SR ( Multiple rib sizes, specify corner or side )
- Bottom Pole: BP792SR
- Hub: P-HUB792SR
- Rib Brackets: P-SRBRACKETS
- Finial: P-FINIAL792SR
- Pin and Chain: P-PIN792SR
- Pulleys: P-PULLEYS792SR

Size	Lift	Tilt	Coupling	Pole Diam.	Application	Ship Via	Weight	Carton	Bottom Pole	Bar Height	Coverage
10x10'	4 Pulley Lift	No Tilt	Threaded	1.75"	Commercial Residential	UPS	32 LBS	84x8x8"	30"	N/A	96" Table

Note: Due to the length of the ribs, the 792 model is a free standing umbrella. The ribs will not clear the height of a table.



Heavy Duty Resin Hubs



Stainless Hardware



Threaded Coupling

792  
10x10' Deluxe

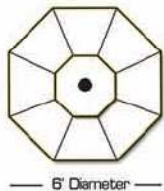




# 715



6'



Finishes

Antique Bronze ( AB )

Notes:

- \* 1 year warranty, excluding wind damage
- \* Fiberglass ribs bend and flex in wind
- \* Seamless threaded coupling
- \* Solid resin hubs for increased durability

Parts List:

- Frame Only: 715AB00
- Canopy: 60-XX
- Ribs: P-RIB715AB
- Bottom Pole: BP715AB
- Bar Height Pole: BH715AB
- Hub: P-HUB715AB
- Finial: P-FINIAL715AB
- Pin and Chain: P-PIN715AB

Size	Lift	Tilt	Coupling	Pole Diam.	Application	Ship Via	Weight	Carton	Bottom Pole	Bar Height	Coverage
6'	Manual Lift	No Tilt	Threaded	1.5"	Commercial Residential	UPS	12 LBS	49x7x7"	48"	54"	36" Table



Solid Resin Hubs



Fiberglass Ribs

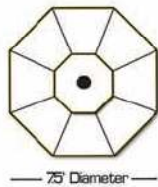
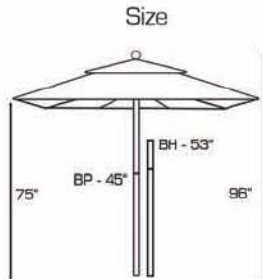


Threaded Coupling





# 725



### Finishes

- Antique Bronze ( AB )
- Black ( BK )
- White ( W )

### Notes:

- \* 1 year warranty, excluding wind damage
- \* Fiberglass ribs bend and flex in wind
- \* Seamless coupling conceals connection
- \* Solid resin hubs for increased durability

### Parts List:

- Frame Only: 725XX00
- Canopy: 75-XX
- Ribs: P-RIB725XX
- Bottom Pole: BP725XXX
- Bar Height Pole: BH725XX
- Hub: P-HUB725XX
- Hub Wire: P-HUBWIRE
- Finial: P-FINIAL725XX
- Pin and Chain: P-PIN725XX

Size	Lift	Tilt	Coupling	Pole Diam.	Application	Ship Via	Weight	Carton	Bottom Pole	Bar Height	Coverage
75'	Manual Lift	No Tilt	Threaded	1.5"	Commercial Residential	UPS	13 LBS	56x7x7"	45"	53"	46" Table



Solid Resin Hubs



Fiberglass Ribs



Threaded Coupling

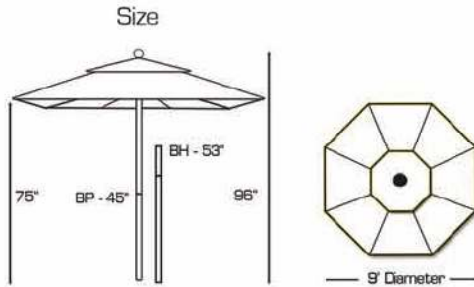




# 735



9'



**Finishes**

- Antique Bronze ( AB )
- Black ( BK )
- White ( W )

**Notes:**

- \* 1 year warranty, excluding wind damage
- \* Fiberglass ribs bend and flex in wind
- \* Seamless coupling conceals connection
- \* Solid resin hubs for increased durability

**Parts List:**

- Frame Only: 735XX00
- Canopy: 90-XX
- Ribs: P-RIB735XX
- Bottom Pole: BP735XX
- Bar Height Pole: BH735XX
- Hub: P-HUB735XX
- Hub Wire: P-HUBWIRE
- Finial: P-FINAL735XX
- Pin and Chain: P-PIN735XX

Size	Lift	Tilt	Coupling	Pole Diam.	Application	Ship Via	Weight	Carton	Bottom Pole	Bar Height	Coverage
9'	Manual Lift	No Tilt	Threaded	1.5"	Commercial Residential	UPS	14 LBS	56x7x7"	45"	53"	54" Table



Solid Resin Hubs



Fiberglass Ribs



Threaded Coupling



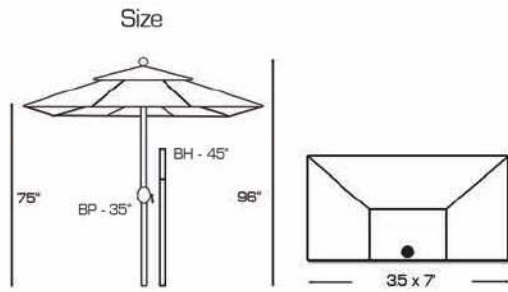


# 772



3.5x7'

Half Wall



Finishes

Antique Bronze ( AB )

Notes:

- \* 1 year warranty, excluding wind damage
- \* Designed for balconies,condos,cafes
- \* May be mounted flush against a wall
- \* Solid resin hubs for increased durability
- \* Works best when paired with O40SQ base
- \* Solid metal crank housing
- \* Sturdy threaded coupling

Parts List:

- Frame Only: 772AB00
- Canopy: 77-XX
- Ribs: P-RIB772AB [ Multiple Rib Sizes, specify corner or end ]
- Bottom Pole: BP772AB
- Bar Height Pole: BH772AB
- Hub: P-HUB772AB
- Hub Wire: P-HUBWIRE
- Finial: P-FINAL772AB

Size	Lift	Tilt	Coupling	Pole Diam.	Application	Ship Via	Weight	Carton	Bottom Pole	Bar Height	Coverage
3.5x7'	Crank - Cable	No Tilt	Threaded	1.5"	Commercial Residential	UPS	16 LBS	62x7x7"	35"	45"	42" Table



Solid Resin Hubs



Cast Metal Housing



Threaded Coupling











887  
11' Cantilever  
Page 48



899  
13' Cantilever  
Page 50



897  
10x10' Cantilever  
Page 52





# 887

## Cantilever

11'



**Notes:**

- \* 2 year warranty, excluding wind damage
- \* Easy Lift - Raise and lift main cantilever arm in one easy motion
- \* Easy Tilt - Tilt in both directions by simply rotating tilt wheel
- \* Durable fillable ABS base, we recommend to fill with gravel
- \* Retractable Wheels for mobility
- \* Rests on rubber feet when in use
- \* Tool to retract and lower wheels is supplied

**Finishes**

- Antique Bronze ( AB )
- Black ( BK )

**Parts List:**

- Frame Only: 887XX00
- Canopy: 11-XX
- Ribs: P-RIB887XX
- U Rib: P-URIB887XX
- Base: BASE887XX
- Tilt Wheel: P-TILTWHEEL
- Hub: P-HUB887XX
- Hub Wire: P-HUBWIRE
- Finial: P-FINAL887XX
- Ratchet Tool: P-RATCHET
- Mounting Plate: P-MOUNTPLATE
- Base Hardware: P-BASEHARDWARE

Size	Lift	Tilt	Pole Diam.	Application	Ship Via	Frame	Base	Carton	Base Filled	Coverage
11'	Easy Lift	Easy Tilt Wheel	4x3"	Residential	Truck	115 LBS	80 LBS	108x20x9" 50x48x8" ( Base )	175 LBS ( Sand / Gravel )	72" Table

\* Requires additional shipping charges due to oversized shipment.



Double Walled Ribs



Easy Tilt Wheel



Easy Lift Handle

887  
11 Cantilever





# 899

## Cantilever

13'



### Notes:

- \* 2 year warranty, excluding wind damage
- \* Easy Lift - Raise and lift main cantilever arm in one easy motion
- \* Easy Tilt - Tilt in both directions by simply rotating tilt wheel
- \* Durable ABS base fillable, we recommend to fill with gravel
- \* Retractable Wheels for mobility
- \* Rests on rubber feet when in use
- \* Tool to retract and lower wheels is supplied
- \* All 13' canopies are double wind vent

### Parts List:

- Frame Only: 899XX00
- Canopy: 13-XXDV
- Ribs: P-RIB889XX
- U Rib: P-URIB889XX
- Base: BASE889XX
- Tilt Wheel: P-TILTWHEEL
- Hub: P-HUB889XX
- Finial: P-FINAL889XX
- Ratchet Tool: P-RATCHET
- Mounting Plate: P-MOUNTPLATE
- Base Hardware: P-BASEHARDWARE

Size	Lift	Tilt	Pole Diam.	Application	Ship Via	Frame	Base	Carton	Base Filled	Coverage
13'	Easy Lift	Easy Tilt Wheel	4x3"	Residential	Truck	125 LBS	85 LBS	12'x25x9" 48x40x15" ( Base )	175 LBS ( Sand / Gravel )	96" Table

All canopies on the 899 cantilever are double wind vent.



Double Walled Ribs



Easy Tilt Wheel



Easy Lift Handle

899  
13' Cantilever

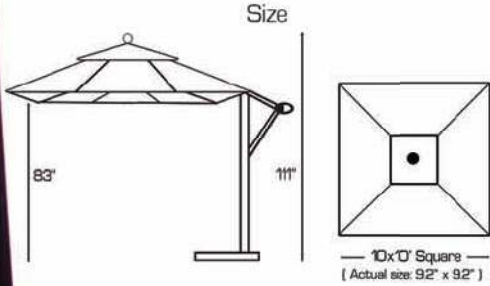




# 897

## Cantilever

10x10'



- Finishes
- Antique Bronze ( AB )
  - Black ( BK )

- Notes:
- \* 2 year warranty, excluding wind damage
  - \* Easy Lift - Raise and lift main cantilever arm in one easy motion
  - \* Easy Tilt - Tilt in both directions by simply rotating tilt wheel
  - \* Durable ABS base fillable with gravel or sand
  - \* Retractable wheels for mobility
  - \* Rests on rubber feet when in use
  - \* Tool to retract and lower wheels is supplied
  - \* Actual size is 92" x 92" side by side

- Parts List:
- Frame Only: 897XX00
  - Canopy: 10-XX
  - Ribs: P-RIB897XX ( Multiple rib sizes, specify corner or side )
  - U Rib: P-URIB897XX
  - Base: BASE897XX
  - Tilt Wheel: P-TILTWHEEL
  - Hub: P-HUB897XX
  - Hub Wire: P-HUBWIRE
  - Finial: P-FINAL897XX
  - Ratchet Tool: P-RATCHET
  - Mounting Plate: P-MOUNTPLATE
  - Base Hardware: P-BASEHARDWARE

Size	Lift	Tilt	Pole Diam.	Application	Ship Via	Frame	Base	Carton	Base Filled	Coverage
10x10'	Easy Lift	Easy Tilt Wheel	4x3"	Residential	Truck	90 LBS	99 LBS	108x20x9" 50x48x8" (Base)	175 LBS ( Sand / Gravel )	120" Table

\* Requires additional shipping charges due to oversized shipment.

Note: 10x10' size is measured from rib to finial to opposite rib



Double Walled Ribs



Easy Tilt Wheel



Easy Lift Handle

10x10' Cantilever  
897









121 & 221  
75' Manual Lift  
Page 56



131  
9' Manual Lift  
Page 58



132 & 232  
9' 2 Pulley Lift  
Page 60



136  
9' Single Pole  
Page 62

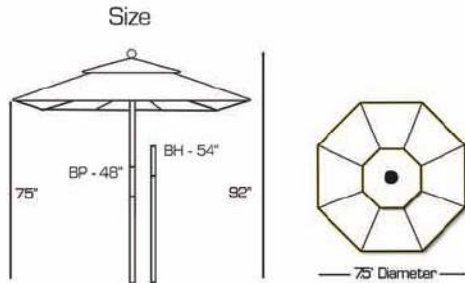


183  
11' 4 Pulley Lift  
Page 64





# 121 / 221



**Finishes**

Light Wood (121)

Dark Wood (221)

- Notes:**
- \* 1 year warranty, excluding wind damage
  - \* 6 layers of marine varnish
  - \* Premium finishing
  - \* Solid resin hubs for increased durability
  - \* Threaded coupling for increased strength
  - \* All purpose use - commercial or residential

- Parts List:**
- Frame Only: X2100
  - Canopy: 75-XX
  - Ribs: P-RIBX21
  - Bottom Pole: BPX21
  - Bar Height Pole: BHX21
  - Hub: P-HUBX21
  - Hub Wire: P-HUBWIRE
  - Finial: P-FINIALX21
  - Pin and Chain: P-PIN

Size	Lift	Pole Diam.	Coupling	Application	Ship Via	Weight	Carton	Bottom Pole	Bar Height	Coverage
75'	Manual Lift	1375"	Threaded	Commercial Residential	UPS	13 LBS	49x7x7"	48"	54"	42" Table



Solid Resin Hubs



Premium Finish



Threaded Coupling





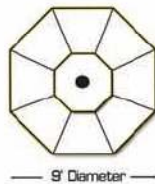
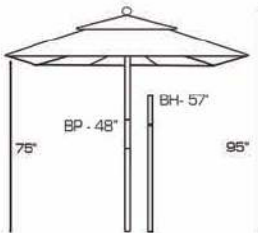
# 131



9'



Size



Finishes

Light Wood (131)

Notes:

- \* 1 year warranty, excluding wind damage
- \* 6 layers of marine varnish
- \* Premium finishing
- \* Solid resin hubs for increased durability
- \* Straight coupling
- \* All purpose use - commercial or residential

Parts List:

- Frame Only: 13100
- Canopy: 90-xx
- Ribs: P-RIB131
- Bottom Pole: BP131
- Bar Height Pole: BH131
- Hub: P-HUB131
- Hub Wire: P-HUBWIRE
- Finial: P-FINIAL131
- Pin and Chain: P-PIN131

Size	Lift	Pole Diam.	Coupling	Application	Ship Via	Weight	Carton	Bottom Pole	Bar Height	Coverage
9'	Manual Lift	1.5"	Straight	Commercial Residential	UPS	18 LBS	57x7x7"	48"	57"	54" Table



Solid Resin Hubs



Premium Finish



Straight Coupling

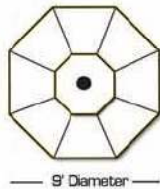
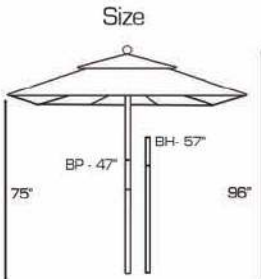




# 132 / 232



9'



Finishes

- Light Wood ( 132 )
- Dark Wood ( 232 )

Notes:

- \* 1 year warranty, excluding wind damage
- \* 6 layers of marine varnish
- \* Premium finishing
- \* 2 pulley lift - nylon cord
- \* Solid resin hubs for increased durability
- \* Threaded coupling for increased strength
- \* All purpose use - commercial or residential

Parts List:

- Frame Only: X3200
- Canopy: 9C-XX
- Ribs: P-RIBX32
- Bottom Pole: BPX32
- Bar Height Pole: BHX32
- Hub: P-HUBX32
- Hub Wire: P-HUBWIRE
- Finial: P-FINIALX32
- Pin and Chain: P-PIN
- Pulleys: P-PULLEYSX32

Size	Lift	Pole Diam.	Coupling	Application	Ship Via	Weight	Carton	Bottom Pole	Bar Height	Coverage
9'	2 Pulley Lift	1.5"	Threaded	Commercial Residential	UPS	18 LBS	57x7x7"	47"	57"	54" Table



Solid Resin Hubs



Two Pulley Lift



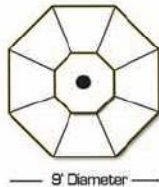
Threaded Coupling

132/232  
9" Two Pulley





# 136



Finishes



Notes:

- \* 1 year warranty, excluding wind damage
- \* 6 layers of marine varnish
- \* Premium finishing
- \* Solid resin hubs for increased durability
- \* Single pole is ideal for commercial usage
- \* All purpose use - commercial or residential

Parts List

- Frame Only: 13600
- Canopy: 90-XX
- Ribs: P-RIB136
- Hub: P-HUB136
- Hub Wire: P-HUBWIRE
- Finial: P-FINAL136
- Pin and Chain: P-PIN136

Size	Lift	Pole Diam.	Coupling	Application	Ship Via	Weight	Carton	Bottom Pole	Bar Height	Coverage
9'	Manual Lift	1.5"	Single Pole	Commercial Residential	UPS	18 LBS	96x7x7"	N/A	N/A	54" Table



Solid Resin Hubs



Stainless Pin



Single Pole

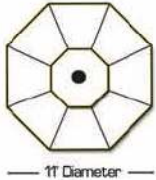
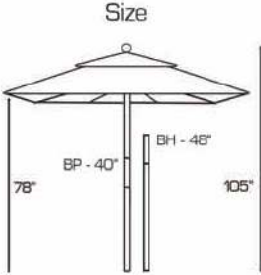




# 183



11'



Finishes

Light Wood

- Notes:
- \* 1 year warranty, excluding wind damage
  - \* 6 layers of marine varnish
  - \* Premium finishing
  - \* 4 Pulley lift for easy open
  - \* Solid resin hubs for increased durability
  - \* Threaded coupling
  - \* All purpose use - commercial or residential

- Parts List:
- Frame Only: 18300
  - Canopy: 11-xx
  - Ribs: P-RIB183
  - Bottom Pole: BP183
  - Bar Height Pole: BH183
  - Hub: P-HUB183
  - Hub Wire: P-HUBWIRE
  - Finial: P-FINIAL183
  - Pin and Chain: P-PIN183
  - Pulleys: P-PULLEYS183

Size	Lift	Pole Diam.	Coupling	Application	Ship Via	Weight	Carton	Bottom Pole	Bar Height	Coverage
11'	4 Pulley Lift	1.75"	Threaded	Commercial Residential	UPS	27 LBS	69x8x8"	40"	48"	72" Table



Solid Resin Hubs



Four Pulley



Threaded Coupling

183  
1" Four-Pulley









532  
9' Single Pole  
Page 70



537  
9' Crank Lift  
Rotational Tilt  
Page 72



587  
11' Crank Lift  
Page 74



Teak

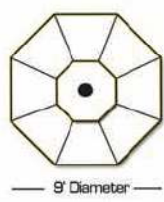
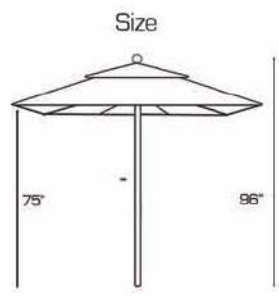




# 532



9'



### New Metal Finial Design



- Notes:
- \* 1 year warranty, excluding wind damage
  - \* Teak is lightly sealed
  - \* Four pulley lift for easy opening
  - \* Single pole for increased durability and strength
  - \* Independent rib brackets for easy replacement
  - \* Contemporary stainless steel hardware

- Parts List:
- Frame Only: 532TK00
  - Canopy: 90-XX
  - Ribs: P-RIB532TK
  - Hub: P-HUB532TK
  - Finial: P-FINIAL532TK
  - Pulleys: P-PULLEYS532TK
  - Pin and Chain: P-PIN532TK

Size	Lift	Pole Diam.	Coupling	Application	Ship Via	Weight	Carton	Bottom Pole	Bar Height	Coverage
9'	4 Pulley Lift	1.5"	Single Pole	Commercial Residential	* UPS	25 LBS	98x8x8"	N/A	N/A	54" Table

\* Requires additional shipping charges due to oversized shipment

532  
9' Teak Four Pulley



Designer Teak Hubs



Four Pulley



Single Pole

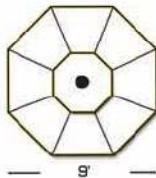
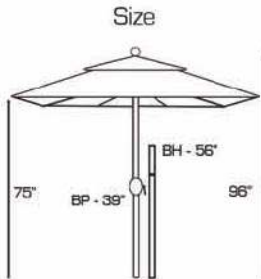




# 537

**ROTATIONAL** Umbrella®  
**TILT**

9'



### New Metal Finial Design



**Notes:**

- \* 1 year warranty, excluding wind damage
- \* Teak is lightly sealed
- \* Anodized metal crank housing
- \* Steel cable is inserted inside core of wood for crank lift
- \* Tilt by simply rotating any rib in a clockwise direction

**Finishes**



**Parts List:**

- Frame Only: 537TK00
- Canopy: 90-XX
- Ribs: P-RIB537TK
- Bottom Pole: BP537TK
- Bar Height Pole: BH537TK
- Hub: P-HUB537TK
- Hub Wire: P-HUBWIRE
- Finial: P-FINAL537TK

Size	Lift	Tilt	Pole Dam.	Coupling	Application	Ship Via	Weight	Carton	Bottom Pole	Bar Height	Coverage
9'	Crank - Cable	Rotational	15"	Push Button	Residential	UPS	20 LBS	63x7x7"	39"	56"	54" Table

91 Teak Rotational Tilt  
**537**



Solid Teak Hubs



Metal Crank Housing



Push Button Coupling





# 587

11'



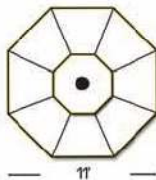
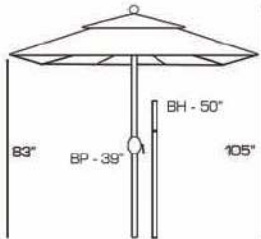
## New Metal Finial Design



### Notes:

- \* 1 year warranty, excluding wind damage
- \* Teak is lightly sealed
- \* Solid zinc metal crank housing
- \* Steel cable is inserted inside core of wood for crank lift
- \* Safety release button on housing locks umbrella in open position

### Size



### Finishes



### Parts List:

- Frame Only: 587TK00
- Canopy: 11-XX
- Ribs: P-RIB587TK
- Bottom Pole: BP537TK
- Bar Height Pole: BH587TK
- Hub: P-HUB587TK
- Hub Wire: P-HUBWIRE
- Finial: P-FINIAL587TK

Size	Lift	Pole Diam.	Coupling	Application	Ship Via	Weight	Carton	Bottom Pole	Bar Height	Coverage
11'	Crank - Cable	1.75"	Threaded	Residential	UPS	32 LBS	75x8x8"	39"	50"	72" Table

587  
1" Teak Crank Lift



Solid Teak Hubs



Metal Crank Housing



Threaded Coupling





# Bases



Base	Size	Weight	Tube Diameter	Material
O40SQ	13x22" Rectangle	40 LBS	1.75"	Steel
O60SQ	21" Square	60 LBS	1.75"	Steel
O85SQ	24" Square	85 LBS	1.75"	Steel



O40SQ - Half Wall Base  
Tube is located on edge of base

## Steel Plate



### Notes:

- \* 1 year warranty, excluding wind damage
- \* Steel Plate is coated with anti rust primer
- \* Heavy duty mounting plate is ideal for commercial use
- \* Stainless steel hardware
- \* Stainless foot plate on wheel base for easy portability
- \* 24" optional extension tube provides increased stability
- \* All bases can hold up to 1.75" diameter pole by removing bushings on base tube
- \* Rubber wheels on O95SQ model
- \* O40SQ is designed to be paired with 772 Half Wall umbrella
- \* All purpose use - commercial or residential
- \* All bases have rubber feet to prevent surface to metal contact



Heavy Duty  
Mounting Plate



24" Extension Tube  
Ideal for commercial use

Base	Size	Weight	Tube Diameter	Material
O95SQ	26x26" Square	95 LBS	1.75"	Steel



Rubber wheels

## Wheels



# Cast Iron



Base	Size	Weight	Tube Diameter	Material
O40ED	18" Diameter	40 LBS	1.75"	Cast Iron
O75ED	24" Diameter	75 LBS	1.75"	Cast Iron



Long Tube  
12.25"



Short Tube  
7.25"



Antique Bronze ( AB )



Black ( B )

**Notes:**

- \* All Cast Iron bases have protective feet on bottom of base
- \* All Cast Iron bases ship with both a long and short tube inside the box
- \* Galtech recommends a minimum 75 lb. base for all free standing applications
- \* Anti rust primer is applied to all bases
- \* All bases can hold up to 1.75" diameter pole by removing bushings on base tube
- \* Bottom thumb screw aligns with hole in bottom pole of umbrella to secure umbrella





A  
&  
B  
G  
r  
a  
d  
e



#80 Sesame Linen  
8318 A Grade



#81 Bravada Salsa  
5601 A Grade



#82 Dolce Oasis  
56001 A Grade



#83 Milano Char  
56079 A Grade



#84 Straw Linen  
8314 A Grade



#85 Stone Linen  
8319 A Grade




#40 Tangelo  
14061-54



#41 Melon  
5415 B Grade



#42 Flax  
5492 B Grade




#43 Terra Cotta  
5440 B Grade



#44 Granite  
5402 B Grade




#45 Buttercup  
5438 B Grade



#53 Pacific Blue  
5401 B Grade




#54 Natural  
5404 B Grade



#55 Taupe  
5461 B Grade



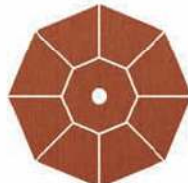
#56 Jockey Red  
5403 B Grade




#57 Burgundy  
5436 B Grade



#58 Navy  
5439 B Grade



#65 Brick  
5409 B Grade



#66 Coal  
5489 B Grade



#67 Fern  
5487 B Grade



#68 Teak  
5488 B Grade




#69 Spectrum Grenadine  
48027 B Grade



#70 Walnut  
5470 B Grade



C  
G  
r  
a  
d  
e



#20 Black  
C Grade



#21 Canvas  
C Grade



#22 Forest Green  
C Grade



#23 Caribbean Blue  
C Grade



#24 White  
C Grade



#26 Cardinal Red  
C Grade




#09 Natural Thatch  
Thatch

## 2021 Quick Ship Fabrics

Galtech strives to ship all Quick Ship orders within 5-7 working days.

**Please note that not all fabrics are available in all sizes for quick ship.**

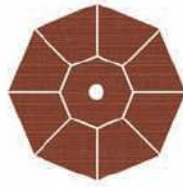
See page 80 or our 2021 swatch book for detailed guide to our 2021 Quick Ship Program. Galtech can custom make any Sunbrella fabric that is not listed above.



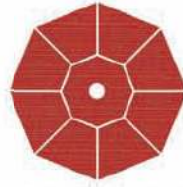
#86 Harwood Crimson  
5603 A Grade



#87 Champagne Linen  
8300 A Grade



#88 Henna Dupione  
8056 A Grade



#94 Crimson Dupione  
8051 A Grade



#96 Chili Linen  
8306 A Grade



#97 Sand Dupione  
8011 A Grade



#46 Parrot  
5405 B Grade



#48 Air Blue  
5410 B Grade



#49 Cocoa  
5425 B Grade



#50 Black  
5408 B Grade



#51 Canvas  
5453 B Grade



#52 Forest Green  
5446 B Grade



#59 Antique Beige  
5422 B Grade



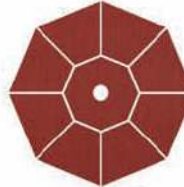
#60 Tuscan  
5417 B Grade




#61 Gngko  
54011 B Grade



#62 Minerals  
5420 B Grade



#63 Henna  
5407 B Grade



#64 Spa  
5413 B Grade



#72 Camel  
5468 B Grade



#73 True Blue  
5499 B Grade



#74 Capri  
5426 B Grade



#75 Aruba  
5416 B Grade



#76 Heather Beige  
5476 B Grade



#77 Sunflower Yellow  
5457 B Grade



#78 Vellum  
5498 B Grade



#79 Spectrum Indigo  
48080 B Grade



#27 Lemon Yellow  
C Grade



#28 Navy  
C Grade



#29 Beige  
C Grade



#35 Mandarin Orange  
C Grade



#36 Kiwi Green  
C Grade

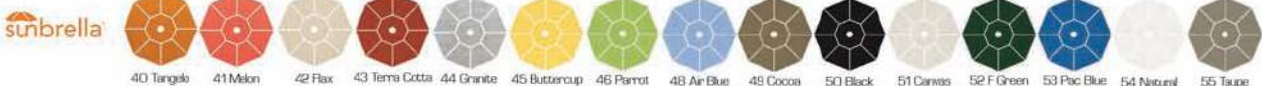
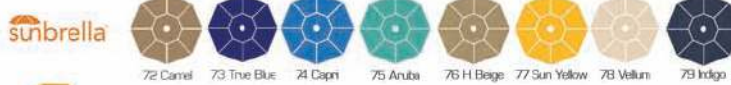




# Quick Ship Program




Galtech strives to ship all Quick Ship Fabric orders in 5-7 working days. Not all fabrics are stocked as Quick Ship in all available sizes. This guide is an indicator of which fabrics are considered "Quick Ship" for each size umbrella that we offer.



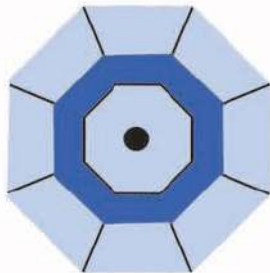
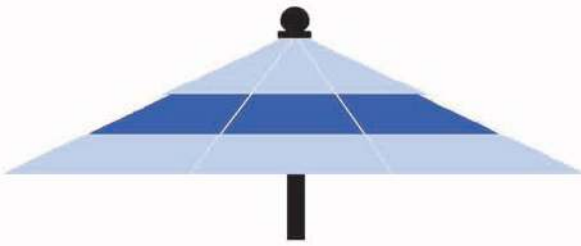
# Design Studio

Let your creativity be your guide in designing your own custom umbrella design.





### Alternating Panels

Color coordinate two Sunbrella fabrics to create a unique designer's touch.




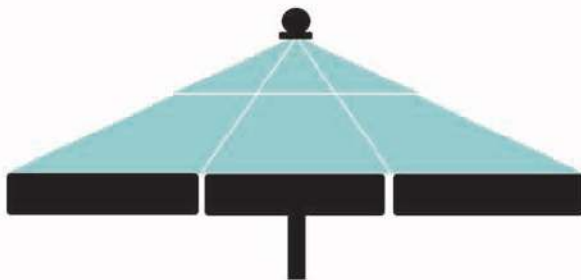
### Double Wind Vent

Sandwich two coordinating fabrics or use one fabric throughout to achieve this contemporary look.



### Edge Trim

Create a unique fashion statement with a 4" band of Sunbrella fabric for a contemporary look.



### Valance

Achieve a classic Euro Cafe look by adding a decorative 7" valance in a solid or contrasting color.



### Scallop Valance

The scallop valance is a modern twist to the classic straight valance. Complete the look with one of our coordinated Sunbrella bindings. See our collection of Sunbrella bindings at our website, [www.galtechcorp.com](http://www.galtechcorp.com)



Note: Designer Studio Covers are available in Sunbrella fabrics only.  
Allow additional lead time ( up to 6 weeks ) for any custom design cover:





## **GALTECH**

501 Flynn Road  
Camarillo, CA 93012

800. 688. 4496

Email: [sales@galtechcorp.com](mailto:sales@galtechcorp.com)

Web: [www.galtechcorp.com](http://www.galtechcorp.com)

